

Children Young People's Strategic Partnership Performance Report (April 2014)

Last Refresh Date:
01/04/2014

Last Modification Date:
01/04/2014

Data Source:
Performance Plus & CS Performance Database

Contact Email:
performanceplus@lincolnshire.gov.uk

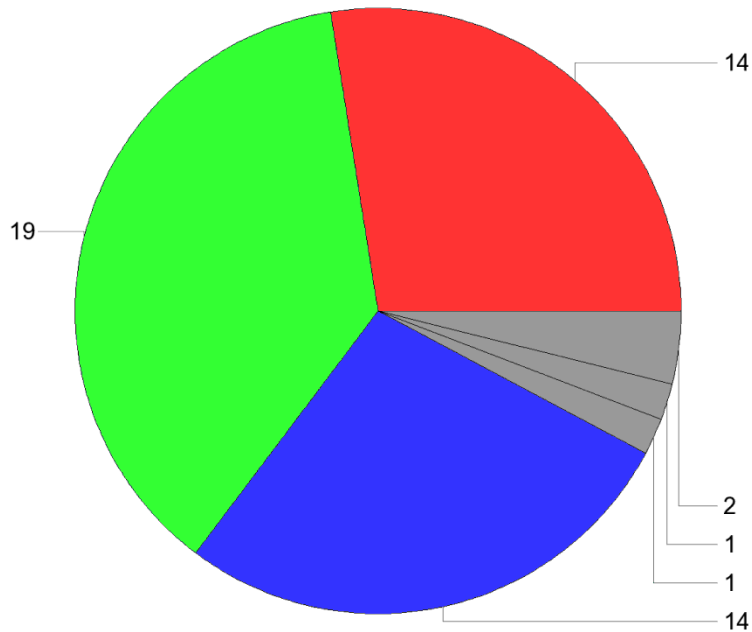
Data Protection Statement:

Not applicable: all data in this report is aggregated above child level.

Report Description:

This report contains performance and commentary for all indicators pertaining to the Children and Young People's Plan. The performance is then graded accordingly using the Performance Plus symbols.

Performance Summary



- Green - Better than target
- Blue - Within target tolerance
- Red - Worse than target
- Grey - Missing data: Please see below

RED DIAMOND (14)

Measure Name
2016SC: % of referrals to social care that are repeats, within 12 mths (QP7.1)
2023SC: No. subject to a CPP per 10,000 population <18
CS043: Primary School persistent absence rate
CS117: % 16-19 teenage mothers in EET
CS138: Progression by 3 levels in English between KS2 and KS4
CS144: The percentage of LAC with an up-to-date health check
CS160: Percentage of 16 to 18 year-olds whose situation is 'unknown' on Aspire
CS163: Progression by two levels in Reading between Key Stage 1 and Key Stage 2
CS181: Percentage of Primary Birth Visits Done Within 14 Days
NI053i Percentage of infants being breastfed at 6-8 weeks (breastfeeding prevalence)
NI061 Timeliness and stability of adoption of looked after children
NI075 Achievement of 5 or more A*-C grades at GCSE or equivalent including English and Maths
NI102ii Achievement gap between disadvantaged pupils and their peers (KS4)
NI114 Rate of permanent exclusions from school

Performance Summary

RED DIAMOND (14)

GREEN PLUS (19)

Measure Name
CS118: % 16-19 LDD clients in EET
CS137: Percentage of pupils achieving the English Baccaalaureate at KS4
CS141: Children's Centres Targeted Reach Achieved
CS148: Under 18 conception rate
CS155: No. CYP accessing at least one arts/music activity offered by LCC/LSIS
CS156: Number of full Duke of Edinburgh awards gained
CS161: Troubled families programme - number of families worked with
CS167: % of eligible two year-olds who are in receipt of their Early Years Entitlement
CS168: % of 16 year-olds participating in Learning (according to RPA)
CS178: Young People Not In Education, Employment or Training
CS182: Percentage of 6-8 Week Visits Completed Within Timescales.
NI062 Stability of placements of looked after children: number of moves
NI064 Child protection plans lasting 2 years or more
NI082 Achievement of a Level 2 qualification by the age of 19 in the Free School Meals Group
NI087 Secondary school persistent absence rate
NI100 Looked after children reaching level 4 in mathematics at Key Stage 2
NI102i Achievement gap between disadvantaged pupils and their peers (KS2)
NI107gie %ge point gap KS2 level 4+ English & Maths - Any Other White Background
PAF C23 (BV163): Adoptions of LAC

BLUE CIRCLE (14)

Measure Name
CS014 Rate of fixed term exclusions
CS139: Progression by 3 levels in Maths between KS2 and KS4
CS162: Achievement at level 4 or above in both Reading, Writing and Maths at Key Stage 2 (threshold)
CS164: Progression by two levels in Writing between Key Stage 1 and Key Stage 2
CS169: Achievement of Good Level of Development in the Early Years Foundation Stage (EYFS)
CS177: % Academic aged 16 - Raising the Participation Age - LAC Participation in learning
CS179: Care Leavers In Suitable Accomodation
CS180: Care Leavers in Education, Employment or Training

Performance Summary

BLUE CIRCLE (14)

Measure Name
NI063 Stability of placements of looked after children: length of placement
NI079 Achievement of a Level 2 qualification by the age of 19
NI080 Achievement of a Level 3 qualification by the age of 19
NI094 Progression by 2 levels in Maths between Key Stage 1 and Key Stage 2
NI101 Looked after children achieving 5 A*-C GCSEs (or equivalent) at KS 4 (with English and Maths)
PAF B79: Fostering/adoption of LAC aged 10 to <16

MANAGEMENT INFORMATION (1)

Measure Name
NI092 Narrowing the gap - lowest achieving 20% the Early Yrs Foundation Stage Profile vs the rest

NOT YET DUE (1)

Measure Name
CS158: The number of young people engaged in the National Citizen Service

MISSING DATA (2)

Measure Name
NI099 Children in care reaching level 4 in English at Key Stage 2
PAF C24: LAC absent from School

Performance Report - Quarter 3 2013/14

Healthy and Safe


Closing the Gap

NI063 Stability of placements of looked after children: length of placement

Owner: John Harris

Polarity: Bigger is Better

Unit: %

	30/04/13	31/05/13	30/06/13	31/07/13	31/08/13	30/09/13	31/10/13	30/11/13	31/12/13	31/01/14	28/02/14	31/03/14
Actual			67.86			67.07			69.41			
Target			71			71			71			71
Symbol												

No Comments - Within Tolerance

-

Early Help

CS144: The percentage of LAC with an up-to-date health check

Owner: Tara Jones

Polarity: Bigger is Better

Unit: %

	30/04/13	31/05/13	30/06/13	31/07/13	31/08/13	30/09/13	31/10/13	30/11/13	31/12/13	31/01/14	28/02/14	31/03/14
Actual			89.4			89.8			90.5			
Target			96			96			96			96
Symbol			◆			◆			◆			■

Comments

Comment From: Tara Jones (Head of Service)

Performance in this quarter is 4.5% below target of which 1.72% are the young people who exercise their right to refuse a health assessment. These young people are within the 16 to 17 year age range. Difficulties continue with the availability of identified GP's to complete the assessments in a timely manner. This has been highlighted as a concern in the recent inspection of Health by the Care Quality Commission. An action plan is being drawn up by health to ensure a prompt response to both initial and review assessments. Existing social care procedures have been updated and circulated to all staff, to ensure that wherever a planned admission to care has been agreed, consent for a health assessments is sought prior to the child's placement. All Social Care Teams have a robust system in place and dedicated Business support personnel, to monitor performance. However, due to capacity issues with the vulnerable children's administrators, delays have been caused and paperwork has not been processed in a prompt manner. This is concerning and I have now been re-assured by the Lead nurse that this has improved.

NI061 Timeliness and stability of adoption of looked after children

Owner: Tara Jones

Polarity: Bigger is Better

Unit: %

	30/04/13	31/05/13	30/06/13	31/07/13	31/08/13	30/09/13	31/10/13	30/11/13	31/12/13	31/01/14	28/02/14	31/03/14
Actual			71.4			73.3			83.67			
Target			90			90			90			90
Symbol			◆			◆			◆			■

Comments

Comment From: Tara Jones (Head of Service)

There has been a pleasing rise in performance in this quarter. This is due to the increased number of children being adopted which offset a small number of older children, or those with complex health needs, who successfully achieve adoption but over longer timescales than is set out in the measure. The service could have changed these children's plans away from adoption, to permanent fostering and this would have taken them out of the cohort for this measure. However adoption remained the best option for these children and successful outcomes were achieved. Given the high number of links and adoption hearings coming up, it is anticipated that end of year performance will continue to improve, but will fall just below the target at 86%.

Performance Report - Quarter 3 2013/14

NI062 Stability of placements of looked after children: number of moves

Owner: John Harris

Polarity: Smaller is Better

Unit: %

	30/04/13	31/05/13	30/06/13	31/07/13	31/08/13	30/09/13	31/10/13	30/11/13	31/12/13	31/01/14	28/02/14	31/03/14
Actual			0.85			2.63			6.45			
Target			8			8			8			8
Symbol			+			+			+			-

Comments

Comment From: John Harris (Head of Service)

the indicator is a cumulative one and at this point is within target . However there has been a marked deterioration in the past quarter at a time when numbers of children looked after have gradually risen. This has meant that some placements have not been effectively matched upon entry into care and is also indicative a small group of young people who struggle to cope within foster placements. It is also important to note that 9 of this group of 38 children have been successfully placed for adoption,4 of whom had previously been placed as a first placement in a parent and child foster placement.

Unfortunately, there is the potential for this indicator to deteriorate in the final quarter.

PAF B79: Fostering/adoption of LAC aged 10 to <16

Owner: John Harris

Polarity: Bigger is Better

Unit: %

	30/04/13	31/05/13	30/06/13	31/07/13	31/08/13	30/09/13	31/10/13	30/11/13	31/12/13	31/01/14	28/02/14	31/03/14
Actual			87.63			86.46			87.05			
Target			88			88			88			88
Symbol			●			●			●			-

No Comments - Within Tolerance

-

Performance Report - Quarter 3 2013/14

PAF C23 (BV163): Adoptions of LAC

Owner: Tara Jones

Polarity: Bigger is Better

Unit: %

	30/04/13	31/05/13	30/06/13	31/07/13	31/08/13	30/09/13	31/10/13	30/11/13	31/12/13	31/01/14	28/02/14	31/03/14
Actual			3.8			10.19			15.82			
Target			3			6			9			12
Symbol			+			+			+			-

Comments

Comment From: Tara Jones (Head of Service)

Performance has exceeded the target for this quarter and is likely to continue to do so by the year end. This is due to effective management of timescales, links and timely adoption orders being granted. The adoption reform grant has assisted in increasing social work capacity and family finding activity, which is reflected in this quarter's figure. Performance in this area remains strong against regional and national comparators.

Overall Children and Young People Population

CS148: Under 18 conception rate

Owner: Marie Jarrett

Polarity: Smaller is Better

Unit:

	30/04/13	31/05/13	30/06/13	31/07/13	31/08/13	30/09/13	31/10/13	30/11/13	31/12/13	31/01/14	28/02/14	31/03/14
Actual									30.5			
Target									36			
Symbol									+			

Comments

Comment From: Richard Porter (Data Provider)

Comments not yet received.

CS181: Percentage of Primary Birth Visits Done Within 14 Days

Owner: LCHS

Polarity: Bigger is Better

Unit:

	30/04/13	31/05/13	30/06/13	31/07/13	31/08/13	30/09/13	31/10/13	30/11/13	31/12/13	31/01/14	28/02/14	31/03/14
Actual			91.2			92.5			92			
Target			95			95			95			95
Symbol			◆			◆			◆			■

Comments

Comment From: Richard Porter (Data Provider)

Comments not yet received.





Performance Report - Quarter 3 2013/14

CS182: Percentage of 6-8 Week Visits Completed Within Timescales.

Owner: LCHS

Polarity: Bigger is Better

Unit:

	30/04/13	31/05/13	30/06/13	31/07/13	31/08/13	30/09/13	31/10/13	30/11/13	31/12/13	31/01/14	28/02/14	31/03/14
Actual			96.2			96.7			97.7			
Target			95			95			95			95
Symbol												

Comments

Comment From: Richard Porter (Data Provider)

Comments not yet received.

Performance Report - Quarter 3 2013/14


Targeted Groups

2016SC: % of referrals to social care that are repeats, within 12 mths (QP7.1)

Owner: Jo Kavanagh

Polarity: Smaller is Better

Unit: %

	30/04/13	31/05/13	30/06/13	31/07/13	31/08/13	30/09/13	31/10/13	30/11/13	31/12/13	31/01/14	28/02/14	31/03/14
Actual			17.9			19.02			19.35			
Target			18			18			18			18
Symbol												

Comments

Comment From: Jo Kavanagh (Head of Service)

There has been a further increase in repeat referrals again this month. Since June when the re-referral rate was within target, total referrals have increased from 5699 to 6190 in




December, re-referrals have also increased from 1018 in June to 1198 in December. Further exploration work is being undertaken within localities to ensure cases that are being stepped down appropriately and closed when needs are met.

2023SC: No. subject to a CPP per 10,000 population <18

Owner: Roz Cordy

Polarity: Smaller is Better

Unit: Number per

	30/04/13	31/05/13	30/06/13	31/07/13	31/08/13	30/09/13	31/10/13	30/11/13	31/12/13	31/01/14	28/02/14	31/03/14
Actual			26.2			22.3			25.84			
Target			20			20			20			20
Symbol												

Comments

Comment From: Roz Cordy (Head of Service)

There has been an increase in the number of children with a Child Protection Plan compared to October 2013 and is still above target.

This is a difficult indicator to manage by target. The reasons can be several and combined; for example earlier recognition that children are suffering significant harm, cases being managed as child Protection rather than Child in Need, an increased number of large sibling groups and better recognition of harm by other agencies. However it should be noted that Lincolnshire's performance is still lower than both its statistical neighbours 34.7 (March 2012) and the all England average 37.8 (March 2012).

It is likely that this rate will continue to be higher than the target rate with some fluctuations.

Monitoring and auditing of Child Protection cases occurs on a monthly basis with team managers meeting with Case Conference Chairs to discuss individual cases and practise. Heads of service and assistant Directors, at the monthly performance meeting look at themes and trends.

Performance Report - Quarter 3 2013/14

NI064 Child protection plans lasting 2 years or more

Owner: Roz Cordy

Polarity: Smaller is Better

Unit: %

	30/04/13	31/05/13	30/06/13	31/07/13	31/08/13	30/09/13	31/10/13	30/11/13	31/12/13	31/01/14	28/02/14	31/03/14
Actual			6.9			5.36			3.81			
Target			4			4			4			4
Symbol												

Comments

Comment From: Roz Cordy (Head of Service)

The number of children who have been on a child protection plan for two years or more has decreased as predicted. The number remains low. The cases are regularly reviewed on a multi agency basis to ensure the right intervention is being undertaken. Executive DMT recently requested a re3view of all the cases to ensure the right intervention is in place.

Performance Report - Quarter 3 2013/14

Learn and Achieve

Closing the Gap

NI102i Achievement gap between disadvantaged pupils and their peers (KS2)

Owner: *Tim Culpin*

Polarity: *Smaller is Better*

Unit: %

	30/04/13	31/05/13	30/06/13	31/07/13	31/08/13	30/09/13	31/10/13	30/11/13	31/12/13	31/01/14	28/02/14	31/03/14
Actual					15							
Target					18							
Symbol					+							

Comments

Comment From: Tim Culpin (Head Of Service)

The gap is closing and this remains a focus in 2014

NI102ii Achievement gap between disadvantaged pupils and their peers (KS4)

Owner: *Tim Culpin*

Polarity: *Smaller is Better*

Unit: %

	30/04/13	31/05/13	30/06/13	31/07/13	31/08/13	30/09/13	31/10/13	30/11/13	31/12/13	31/01/14	28/02/14	31/03/14
Actual					31							
Target					29							
Symbol					♦							

Comments

Comment From: Richard Porter (Data Provider)

Comments not yet received.

Performance Report - Quarter 3 2013/14

NI107gie %ge point gap KS2 level 4+ English & Maths - Any Other White Background

Owner: Tim Culpin

Polarity: Smaller is Better

Unit: %

	30/04/13	31/05/13	30/06/13	31/07/13	31/08/13	30/09/13	31/10/13	30/11/13	31/12/13	31/01/14	28/02/14	31/03/14
Actual					4.8							
Target					19							
Symbol					+							

Comments

Comment From: Tim Culpin (Head of Service)

This is well above target and we are very pleased about this


Early Help

CS014 Rate of fixed term exclusions

Owner: John O'Connor

Polarity: Smaller is Better

Unit: %

	30/04/13	31/05/13	30/06/13	31/07/13	31/08/13	30/09/13	31/10/13	30/11/13	31/12/13	31/01/14	28/02/14	31/03/14
Actual					2.71							
Target					2.7							
Symbol												

No Comments - Within Tolerance

-

CS043: Primary School persistent absence rate

Owner: John O'Connor

Polarity: Smaller is Better

Unit: %

	30/04/13	31/05/13	30/06/13	31/07/13	31/08/13	30/09/13	31/10/13	30/11/13	31/12/13	31/01/14	28/02/14	31/03/14
Actual					3.9							
Target					3							
Symbol												

Comments

Comment From: Richard Porter (Data Provider)

Comments are currently being sought.

Performance Report - Quarter 3 2013/14

NI087 Secondary school persistent absence rate

Owner: John O'Connor

Polarity: Smaller is Better

Unit: %

	30/04/13	31/05/13	30/06/13	31/07/13	31/08/13	30/09/13	31/10/13	30/11/13	31/12/13	31/01/14	28/02/14	31/03/14
Actual					6.6							
Target					7							
Symbol					+							

Comments

Comment From: Richard Porter (Head of Service)

This comment was given before the release of final data. Comments currently being sought in light of final data.

It is expected that the end of year performance will not meet the original challenging target set, current estimates place performance at 7.4%. The majority of secondary schools are now academies over which the local authority has no jurisdiction. However, the inclusion and attendance team have introduced an annual challenge to all state-funded schools (maintained and academies) where persistent absence is high or where there are children identified at risk of missing education due to low attendance. Inadequate response/actions from all institutes will be challenged either through the local authority or the education funding agency.

NI114 Rate of permanent exclusions from school

Owner: John O'Connor

Polarity: Smaller is Better

Unit: %

	30/04/13	31/05/13	30/06/13	31/07/13	31/08/13	30/09/13	31/10/13	30/11/13	31/12/13	31/01/14	28/02/14	31/03/14
Actual					0.16							
Target					0.1							
Symbol					♦							

Comments

Comment From: Richard Porter (Data Provider)

Comments currently being sought.

Overall Children and Young People Population

CS137: Percentage of pupils achieving the English Bacallaureate at KS4

Owner: *Tim Culpin*

Polarity: *Bigger is Better*

Unit: %

	30/04/13	31/05/13	30/06/13	31/07/13	31/08/13	30/09/13	31/10/13	30/11/13	31/12/13	31/01/14	28/02/14	31/03/14
Actual					27.2							
Target					22							
Symbol					+							

Comments

Comment From: Tim Culpin (Head Of Service)

Achievement well above target and above national figure

CS138: Progression by 3 levels in English between KS2 and KS4

Owner: *Tim Culpin*

Polarity: *Bigger is Better*

Unit:

	30/04/13	31/05/13	30/06/13	31/07/13	31/08/13	30/09/13	31/10/13	30/11/13	31/12/13	31/01/14	28/02/14	31/03/14
Actual					69							
Target					75							
Symbol					♦							

Comments

Comment From: Tim Culpin (Head Of Service)

National figure in 2013 was 70.4. This will continue to be a focus in 2014


Performance Report - Quarter 3 2013/14

CS139: Progression by 3 levels in Maths between KS2 and KS4

Owner: Tim Culpin

Polarity: Bigger is Better

Unit: %

	30/04/13	31/05/13	30/06/13	31/07/13	31/08/13	30/09/13	31/10/13	30/11/13	31/12/13	31/01/14	28/02/14	31/03/14
Actual					72							
Target					73							
Symbol												

No Comments - Within Tolerance


-

CS155: No. CYP accessing at least one arts/music activity offered by LCC/LSIS

Owner: John O'Connor

Polarity: Bigger is Better

Unit: Number

	30/04/13	31/05/13	30/06/13	31/07/13	31/08/13	30/09/13	31/10/13	30/11/13	31/12/13	31/01/14	28/02/14	31/03/14
Actual								19,134				
Target								12,500				
Symbol												

Comments

Comment From: John O'Connor (Head of Service)

There are no known issues with achieving this performance at the end of the year.

CS156: Number of full Duke of Edinburgh awards gained

Owner: Jo Kavanagh

Polarity: Bigger is Better

Unit: Number

	30/04/13	31/05/13	30/06/13	31/07/13	31/08/13	30/09/13	31/10/13	30/11/13	31/12/13	31/01/14	28/02/14	31/03/14
Actual			162			408			881			
Target			250			500			750			1,000
Symbol												

Comments

Comment From: Jo Kavanagh (Head of Service)

The numbers of young people engaged in Duke of Edinburgh continues to increase year on year and this increase in performance reflects the positive experience it offers and the high demand for the programme.

Performance Report - Quarter 3 2013/14

CS158: The number of young people engaged in the National Citizen Service

Owner: Jo Kavanagh

Polarity: Bigger is Better

Unit: Number

	30/04/13	31/05/13	30/06/13	31/07/13	31/08/13	30/09/13	31/10/13	30/11/13	31/12/13	31/01/14	28/02/14	31/03/14
Actual												
Target												500
Symbol												

No Comments


-

CS162: Achievement at level 4 or above in both Reading, Writing and Maths at Key Stage 2 (threshold)

Owner: Tim Culpin

Polarity: Bigger is Better

Unit: %

	30/04/13	31/05/13	30/06/13	31/07/13	31/08/13	30/09/13	31/10/13	30/11/13	31/12/13	31/01/14	28/02/14	31/03/14
Actual					76							
Target					76							
Symbol												

No Comments - Within Tolerance

-

NI075 Achievement of 5 or more A*-C grades at GCSE or equivalent including English and Maths

Owner: Tim Culpin

Polarity: Bigger is Better

Unit: %

	30/04/13	31/05/13	30/06/13	31/07/13	31/08/13	30/09/13	31/10/13	30/11/13	31/12/13	31/01/14	28/02/14	31/03/14
Actual					61.8							
Target					65							
Symbol												

Comments

Comment From: Tim Culpin (Head Of Service)

Although below target, Lincolnshire was again above the national figure in 2013. We will continue to provide schools with support and challenge through the Education Advisers and to have discussions with academies when there is a cause for concern.

Targeted Groups

NI099 Children in care reaching level 4 in English at Key Stage 2

Owner: Karen Bailey

Polarity: Bigger is Better

Unit: %

	30/04/13	31/05/13	30/06/13	31/07/13	31/08/13	30/09/13	31/10/13	30/11/13	31/12/13	31/01/14	28/02/14	31/03/14
Actual												
Target					35							
Symbol					?							

Comments

Comment From: Karen Bailey (Head of Service)

The keystage 2 provisional results for maths exceeded the target set at 35%. A target was set for English but this is no longer measured. It is now split into reading and writing. In reading the percentage achieved exceeded the target set for English and in writing it was within tolerance. To achieve 5A*-C including English and maths a foundation of level 4B+ is needed at the end of KS2. This cohort will eventually be working on GCSE exams with less teacher assessed work and modular exams. The majority of their courses will be final exams after two years study.

The cohort will need support through use of the pupil premium and LACES intervention throughout their secondary education in order to make continued progress and achieve under the new system. Home tuition started in year 6 is continuing in year 7. Young people in this cohort have had Letterbox Parcels in their year 3, year 5 and will receive them again in year 7. The Letterbox Club was highlighted in Education Matters in Care (2012) as good practice.

Performance Report - Quarter 3 2013/14

NI100 Looked after children reaching level 4 in mathematics at Key Stage 2

Owner: Karen Bailey

Polarity: Bigger is Better

Unit: %

	30/04/13	31/05/13	30/06/13	31/07/13	31/08/13	30/09/13	31/10/13	30/11/13	31/12/13	31/01/14	28/02/14	31/03/14
Actual					62							
Target					35							
Symbol					+							

Comments

Comment From: Karen Bailey (Head of Service)

The keystage 2 provisional results for maths exceeded the target set at 35%. A target was set for English but this is no longer measured. It is now split into reading and writing. In reading the percentage achieved exceeded the target set for English and in writing is within tolerance. To achieve 5A*-C including English and maths a foundation of level 4B+ is needed at the end of KS2. This cohort will eventually be working on GCSE exams with less teacher assessed worked and modular exams. The majority of their courses will be final exams after two years study.

The cohort will need support through use of the pupil premium and LACES intervention throughout their secondary education in order to make continued progress and achieve under the new system. Home tuition started in year 6 is continuing in year 7. Young people in this cohort have had Letterbox Parcels in their year 3, year 5 and will receive them again in year 7. The Letterbox Club was highlighted in Education Matters in Care (2012) as good practice.

NI101 Looked after children achieving 5 A*-C GCSEs (or equivalent) at KS 4 (with English and Maths)

Owner: Karen Bailey

Polarity: Bigger is Better

Unit: %

	30/04/13	31/05/13	30/06/13	31/07/13	31/08/13	30/09/13	31/10/13	30/11/13	31/12/13	31/01/14	28/02/14	31/03/14
Actual					16.2							
Target					16							
Symbol					●							

Comments

Comment From: Karen Bailey (Head of Service)

The KS4 target for 5A*-C GCSE including English and maths was set at 16% based on detailed knowledge of the cohort and using Fischer Family Trust (FFT) data model B and from Teacher Assessment indicating the levels achieved in core subjects. This process also considered their attendance, behaviour, attitude as reported by the Designated Teacher in school, social worker or carer. The percentage achieving the required level was 16.2% and is within tolerance of the target. These young people have moved onto post 16 education placements or employment with learning with continued support available on an individual level from LACES

Performance Report - Quarter 3 2013/14

PAF C24: LAC absent from School

Owner: Karen Bailey

Polarity: Smaller is Better

Unit: %

	30/04/13	31/05/13	30/06/13	31/07/13	31/08/13	30/09/13	31/10/13	30/11/13	31/12/13	31/01/14	28/02/14	31/03/14
Actual												
Target						2						
Symbol						?						

Comments

Comment From: Richard Porter (Data Provider)

Data not yet published - will be taken from DfE figures when available.

Performance Report - Quarter 3 2013/14

Ready for Adult Life

Closing the Gap

NI082 Achievement of a Level 2 qualification by the age of 19 in the Free School Meals Group

Owner: Maggie Freeman

Polarity: Bigger is Better

Unit: %

	30/04/13	31/05/13	30/06/13	31/07/13	31/08/13	30/09/13	31/10/13	30/11/13	31/12/13	31/01/14	28/02/14	31/03/14
Actual					65							
Target					63							
Symbol					+							

Comments

Comment From: Richard Porter (Data Provider)

Comments not yet received.

NI102ii Achievement gap between disadvantaged pupils and their peers (KS4)

Owner: Tim Culpin

Polarity: Smaller is Better

Unit: %

	30/04/13	31/05/13	30/06/13	31/07/13	31/08/13	30/09/13	31/10/13	30/11/13	31/12/13	31/01/14	28/02/14	31/03/14
Actual					31							
Target					29							
Symbol					♦							

Comments

Comment From: Richard Porter (Data Provider)

Comments not yet received.

Early Help

CS160: Percentage of 16 to 18 year-olds whose situation is 'unknown' on Aspire

Owner: Maggie Freeman

Polarity: Smaller is Better

Unit: %

	30/04/13	31/05/13	30/06/13	31/07/13	31/08/13	30/09/13	31/10/13	30/11/13	31/12/13	31/01/14	28/02/14	31/03/14
Actual			10.97			40.24			14.71			
Target			10			30			9			8
Symbol			♦			♦			♦			■

Comments

Comment From: Maggie Freeman (Head of Service)

The significant underperformance relates to 18 year olds. The DfE decided that they were no longer able to share UCAS data regarding students entering higher education with us. It is difficult to contact these young people as most of them will in fact have moved address in order to take up a university place. Our performance in relation to 16 and 17 year olds compares well with national data due to a decision to prioritise those groups to ensure we meet our statutory duties in relation to Raising the Participation Age. We have recently secured additional resource to focus on 18 year olds which will assist us to improve performance. The HE data will remain an issue.

CS161: Troubled families programme - number of families worked with

Owner: Jo Kavanagh

Polarity: Bigger is Better

Unit: Number

	30/04/13	31/05/13	30/06/13	31/07/13	31/08/13	30/09/13	31/10/13	30/11/13	31/12/13	31/01/14	28/02/14	31/03/14
Actual			616			716			938			
Target			457			548			693			892
Symbol			+			+			+			■

Comments

Comment From: Jo Kavanagh (Head of Service)

This over performance is positive and demonstrates that we have made more progress than expected at this stage in the 3 year programme.

Overall Children and Young People Population

CS168: % of 16 year-olds participating in Learning (according to RPA)

Owner: Maggie Freeman

Polarity: Bigger is Better

Unit: %

	30/04/13	31/05/13	30/06/13	31/07/13	31/08/13	30/09/13	31/10/13	30/11/13	31/12/13	31/01/14	28/02/14	31/03/14
Actual			91.47			68.05			94.55			
Target			87			87			87			94
Symbol			+			◆			+			-

Comments

Comment From: Maggie Freeman (Head of Service)

Significant work has taken place to ensure young people, parents, schools and other partners were made aware of the new duty to participate in learning. The careers service prioritised work to support young people not in education and training at age 16 and 17, and as a result performance is above target.

CS178: Young People Not In Education, Employment or Training

Owner: Maggie Freeman

Polarity: Smaller is Better

Unit: %

	30/04/13	31/05/13	30/06/13	31/07/13	31/08/13	30/09/13	31/10/13	30/11/13	31/12/13	31/01/14	28/02/14	31/03/14
Actual			3.27			2.56			3.33			
Target			3.5			3.5			3.5			3.5
Symbol			+			+			+			-

Comments

Comment From: Maggie Freeman (Head of Service)

Performance is better than target and compares well with national data. This is a result of the careers service work to support NEET young people into learning. However, the high level of unknowns at age 18 may include some NEET, and therefore an improvement in the unknown target may result in an increase in NEET for this age group.


Performance Report - Quarter 3 2013/14

NI079 Achievement of a Level 2 qualification by the age of 19

Owner: Maggie Freeman

Polarity: Bigger is Better

Unit: %

	30/04/13	31/05/13	30/06/13	31/07/13	31/08/13	30/09/13	31/10/13	30/11/13	31/12/13	31/01/14	28/02/14	31/03/14
Actual					85.2							
Target					85							
Symbol												

No Comments - Within Tolerance


-

NI080 Achievement of a Level 3 qualification by the age of 19

Owner: Maggie Freeman

Polarity: Bigger is Better

Unit: %

	30/04/13	31/05/13	30/06/13	31/07/13	31/08/13	30/09/13	31/10/13	30/11/13	31/12/13	31/01/14	28/02/14	31/03/14
Actual					56.5							
Target					57							
Symbol												

No Comments - Within Tolerance

-

Targeted Groups

CS117: % 16-19 teenage mothers in EET

Owner: Marie Jarrett

Polarity: Bigger is Better

Unit: %

	30/04/13	31/05/13	30/06/13	31/07/13	31/08/13	30/09/13	31/10/13	30/11/13	31/12/13	31/01/14	28/02/14	31/03/14
Actual			31.11			22.22			16.67			
Target			27			27			27			27
Symbol			+			◆			◆			—

Comments

Comment From: Marie Jarrett (Head of Service)

The Teenage Pregnancy Steering Group has highlighted this target as a key area of concern and efforts are being made across partnership agencies to improve the recording of data to identify young parents with an individual circumstance of either NEET/EET. An agreement has been reached with midwifery services to notify the TP team of new pregnancies and births across the county to improve the accuracy of the data recorded. The new Co-ordinator post- Teenage Parents will work with key partners to identify and improve the recording of data and ensure a support offer is in place to young women who are pregnant and teenage parents

CS118: % 16-19 LDD clients in EET

Owner: Maggie Freeman

Polarity: Bigger is Better

Unit: %

	30/04/13	31/05/13	30/06/13	31/07/13	31/08/13	30/09/13	31/10/13	30/11/13	31/12/13	31/01/14	28/02/14	31/03/14
Actual			86.7			73.32			94.69			
Target			90			70			92			94
Symbol			◆			+			+			—

Comments

Comment From: Maggie Freeman (Head of Service)

Significant work has been undertaken to implement the Lincolnshire Strategy for Post 16 Learners with Learning Difficulties and/or Disabilities which has resulted in improved availability, quality and range of opportunities for these young people in locations close to where they live.


Performance Report - Quarter 3 2013/14

CS177: % Academic aged 16 - Raising the Participation Age - LAC Participation in learning

Owner: Maggie Freeman

Polarity: Bigger is Better

Unit: %

	30/04/13	31/05/13	30/06/13	31/07/13	31/08/13	30/09/13	31/10/13	30/11/13	31/12/13	31/01/14	28/02/14	31/03/14
Actual			75			36.36			85.42			
Target			84			65			86			87
Symbol												

No Comments - Within Tolerance




-

CS179: Care Leavers In Suitable Accomodation

Owner: John Harris

Polarity: Bigger is Better

Unit: %

	30/04/13	31/05/13	30/06/13	31/07/13	31/08/13	30/09/13	31/10/13	30/11/13	31/12/13	31/01/14	28/02/14	31/03/14
Actual			90.48			88			89.84			
Target			90			90			90			
Symbol												

No Comments - Within Tolerance




-

CS180: Care Leavers in Education, Employment or Training

Owner: John Harris

Polarity: Bigger is Better

Unit: %

	30/04/13	31/05/13	30/06/13	31/07/13	31/08/13	30/09/13	31/10/13	30/11/13	31/12/13	31/01/14	28/02/14	31/03/14
Actual			61.27			66			64.76			
Target			65			65			65			
Symbol												

No Comments - Within Tolerance

-

Performance Report - Quarter 3 2013/14

Ready for School

Closing the Gap

CS163: Progression by two levels in Reading between Key Stage 1 and Key Stage 2

Owner: Tim Culpin

Polarity: Bigger is Better

Unit: %

	30/04/13	31/05/13	30/06/13	31/07/13	31/08/13	30/09/13	31/10/13	30/11/13	31/12/13	31/01/14	28/02/14	31/03/14
Actual					90							
Target					92							
Symbol					♦							

Comments

Comment From: Tim Culpin (Head Of Service)

The Lincolnshire figure did decrease by 1% from 91 in 2012 to 90 in 2013, however here was a drop in the national figure by 2% from 90 to 88. Lincolnshire remains 2% above national and above all its statistical neighbours and improved its national ranking from 35th in 2012 to 30th in 2013.

CS164: Progression by two levels in Writing between Key Stage 1 and Key Stage 2

Owner: Tim Culpin

Polarity: Bigger is Better

Unit: %

	30/04/13	31/05/13	30/06/13	31/07/13	31/08/13	30/09/13	31/10/13	30/11/13	31/12/13	31/01/14	28/02/14	31/03/14
Actual					93							
Target					92							
Symbol					●							

No Comments - Within Tolerance

-


Performance Report - Quarter 3 2013/14

NI092 Narrowing the gap - lowest achieving 20% the Early Yrs Foundation Stage Profile vs the rest

Owner: Stephanie Douglas

Polarity: Smaller is Better

Unit: %

	30/04/13	31/05/13	30/06/13	31/07/13	31/08/13	30/09/13	31/10/13	30/11/13	31/12/13	31/01/14	28/02/14	31/03/14
Actual					29.6							
Target												
Symbol												

Comments

Comment From: Richard Porter (Data Availability)


No target set due to change of assessment framework mid-year.

NI094 Progression by 2 levels in Maths between Key Stage 1 and Key Stage 2

Owner: Tim Culpin

Polarity: Bigger is Better

Unit: %

	30/04/13	31/05/13	30/06/13	31/07/13	31/08/13	30/09/13	31/10/13	30/11/13	31/12/13	31/01/14	28/02/14	31/03/14
Actual					89							
Target					90							
Symbol												

No Comments - Within Tolerance

-

Performance Report - Quarter 3 2013/14

Early Help

CS167: % of eligible two year-olds who are in receipt of their Early Years Entitlement

Owner: Stephanie Douglas

Polarity: Bigger is Better

Unit: %

	30/04/13	31/05/13	30/06/13	31/07/13	31/08/13	30/09/13	31/10/13	30/11/13	31/12/13	31/01/14	28/02/14	31/03/14
Actual						79.4			93.2			
Target			70			75			80			85
Symbol			?			●			+			■

Comments

Comment From: Stephanie Douglas (Head of Service)

By 15 January 2014, 1183 (93.29%) from the target cohort of 1268 children had been allocated places and an additional 568 children had been placed from the increase to 40% 2014 criteria. This puts Lincolnshire in an advantageous position, by developing and implementing strategies early, in order to achieve the target to fund 40% of the most disadvantaged children by September 2014.

NI053i Percentage of infants being breastfed at 6-8 weeks (breastfeeding prevalence)

Owner: LCHS

Polarity: Bigger is Better

Unit: %

	30/04/13	31/05/13	30/06/13	31/07/13	31/08/13	30/09/13	31/10/13	30/11/13	31/12/13	31/01/14	28/02/14	31/03/14
Actual			37.1			38.2			40.2			
Target			42.4			42.4			42.4			42.4
Symbol			◆			◆			◆			■

Comments

Comment From: Tony McGinty (Head of Service)

The maintenance of breast feeding at 6-8 weeks of age remains below target, and low in comparison to national benchmarks. This has traditionally been a difficult target on which to improve performance in Lincolnshire and some gains earlier in the year have levelled off. This is largely due to the over-dependence on a small number of infant feeding staff to support the whole midwifery system to secure more breast feeding. The sickness of one worker has therefore contributed disproportionately to performance in this area. We are reviewing this model to move to a more sustainable one as well as piloting the use of volunteer breast feeding peer supporters to increase the overall level of support to mothers and babies.

Overall Children and Young People Population

CS169: Achievement of Good Level of Development in the Early Years Foundation Stage (EYFS)

Owner: *Stephanie Douglas*

Polarity: *Bigger is Better*

Unit: %

	30/04/13	31/05/13	30/06/13	31/07/13	31/08/13	30/09/13	31/10/13	30/11/13	31/12/13	31/01/14	28/02/14	31/03/14
Actual					65							
Target					65							
Symbol					●							

Comments

Comment From: Steph Douglas (Head of Service)

There was no target set in advance for this performance indicator as the measurement relates to new statutory assessment criteria introduced in 2013. The target figure is the actual outcome of 65%. Early data collection information indicates that Lincolnshire outcomes of 65% are above the current Local Authority average of 51%. These figures will be confirmed in the 2013 Autumn Statistical Release from the DFE.

Targeted Groups

CS141: Children's Centres Targeted Reach Achieved

Owner: Cornelia Andrecut

Polarity: Bigger is Better

Unit:

	30/04/13	31/05/13	30/06/13	31/07/13	31/08/13	30/09/13	31/10/13	30/11/13	31/12/13	31/01/14	28/02/14	31/03/14
Actual			69.9			78			79.9			
Target			75			75			75			75
Symbol			◆			+			+			—

Comments

Comment From: Cornelia Andrecut (Head of Service)

Performance has improved since last quarter and stands at 79.90% (which is 4.9% over the target of 75%). It is expected that this will continue to improve as all locality teams actively work on improving this target and they receive support from the Children's Centres Hub and Performance Assurance Team to ensure the information is accurately captured and reported. Localities actively work on increasing participation and engagement and ensuring that Lincolnshire families are able to access all the early childhood services they need through children's centres.

PAF C23 (BV163): Adoptions of LAC

Owner: Tara Jones

Polarity: Bigger is Better

Unit: %

	30/04/13	31/05/13	30/06/13	31/07/13	31/08/13	30/09/13	31/10/13	30/11/13	31/12/13	31/01/14	28/02/14	31/03/14
Actual			3.8			10.19			15.82			
Target			3			6			9			12
Symbol			+			+			+			—

Comments

Comment From: Tara Jones (Head of Service)

Performance has exceeded the target for this quarter and is likely to continue to do so by the year end. This is due to effective management of timescales, links and timely adoption orders being granted. The adoption reform grant has assisted in increasing social work capacity and family finding activity, which is reflected in this quarter's figure. Performance in this area remains strong against regional and national comparators.